




AP STATE COUNCIL OF HIGHER EDUCATION

ZOOLOGY COURSE STRUCTURE UNDER CBCS (w.e.f. 2015-16, Revised)

YEAR	SEMESTER	PAPER	TITLE	MARKS	CREDITS		
I	I	I	Biology of Non-chordates	100	03		
			Practical - I	50	02		
	II	II	Biology of Chordates	100	03		
			Practical - II	50	02		
II	III	III	Cell biology, Genetics and Evolution	100	03		
			Practical - III	50	02		
	IV	IV	Embryology, Physiology and Ecology	100	03		
			Practical - IV	50	02		
III	V	V	Animal Biotechnology	100	03		
			Practical - V	50	02		
		VI	Animal Husbandry	100	03		
			Practical - VI	50	02		
	Any one Paper from A & B	VII (A)	Immunology	100	03		
			Practical - VII (A)	50	02		
		VII (B)*	Cellular Metabolism and Molecular Biology	100	03		
			Practical - VII (B)	50	02		
	** Any one cluster from VIII-A & VIII-B	Cluster VIII-A**	Cluster Electives –VIII-A :				
			Medical Diagnostics				
			1. Clinical Biochemistry	100	03		
			2. Haematology	100	03		
			3. Clinical Microbiology	100	03		
			Practical – VIII: 1	50	02		
Practical – VIII: 2			50	02			
Project Work			50	02			
Cluster VIII-B**	Cluster Electives –VIII-B :						
	Aquaculture						
	1. Principles of Aquaculture	100	03				
	2. Aquaculture Management	100	03				
	3. Postharvest Technology	100	03				
	Practical – VIII: 1	50	02				
	Practical – VIII: 2	50	02				
	Project Work	50	02				
VI							


PRINCIPAL
 Sri Vani Degree & PG College,
 ANANTAPURAMU.



AP STATE COUNCIL OF HIGHER EDUCATION
w.e.f. 2015-16 (Revised in April, 2016)

ZOOLOGY SYLLABUS FOR I SEMESTER

ZOOLOGY - PAPER - I

ANIMAL DIVERSITY - NONCHORDATES

Periods:60

Max. Marks:100

1.1 Brief history, Significance of Diversity of Non Chordates

1.2 Protozoa

1.2.1 General characters

1.2.2 Classification of Protozoa up to classes with examples

1.2.3 *Elphidium* (type study)

1.3 Porifera

1.3.1 General characters

1.3.2 Classification of Porifera up to classes with examples

1.3.3 *Sycon* – External Characters, Types of cells,

1.3.4 Skelton in Sponges

1.3.5 Canal system in sponges

Unit - II

2.1 Coelenterata

2.1.1 General characters

2.1.2 Classification of Coelenterata up to classes with examples

2.1.3 *Obelia* - External Characters, Structure of Polyp and Medusa

2.1.4 Polymorphism in coelenterates

2.1.5 Corals and coral reef formation

2.2 Platyhelminthes

2.2.1 General characters

2.2.2 Classification of Platyhelminthes upto classes with examples

2.2.3 *Fasciola hepatica* - External Characters, Excretory system, Reproductive System, Life History and pathogenicity

Unit - III

3.1 Nematelminthes

3.1.1 General characters

3.1.2 Classification of Nematelminthes up to classes with examples

3.2 Annelida

3.2.1 General characters

3.2.2 Classification of Annelida up to classes with examples

3.2.3 *Hirudinaria granulosa* - External Characters, Digestive System, Excretory System and Reproductive System

3.2.4 Coelomoducts

3.2.5 Vermiculture - Scope, significance, earthworm species, processing, Vermicompost, economic importance of vermicompost


PRINCIPAL
Sri Vani Degree & PG College,
ANANTAPURAMU.




Unit - IV

- 4.1 Arthropoda
 - 4.1.1 General characters
 - 4.1.2 Classification of Arthropoda up to classes with examples
 - 4.1.3 Prawn - External Characters, Appendages, Respiratory system and Circulatory System
 - 4.1.4 *Peripatus* - Structure and affinities
- 4.2 Mollusca
 - 4.2.1 General characters
 - 4.2.2 Classification of Mollusca up to classes with examples
 - 4.2.3 Pearl formation in Pelecypoda
 - 4.2.4 Torsion in gastropods

Unit - V

- 5.1 Echinodermata
 - 5.1.1 General characters
 - 5.1.2 Classification of Echinodermata up to classes with examples
 - 5.1.3 Water vascular system in star fish
- 5.2 Hemichordata
 - 5.2.1 General characters
 - 5.2.2 Classification of Hemichordata up to classes with examples
 - 5.2.3 *Balanoglossus* - Structure and affinities
- 5.3 Non-Chordata larval forms
 - 5.3.1 Amphiblastula
 - 5.3.2 Ephyra
 - 5.3.3 Trochophore
 - 5.3.4 Nauplius
 - 5.3.5 Glochidium
 - 5.3.6 Bipinnaria
 - 5.3.7 Tornaria


PRINCIPAL
Sri Vani Degree & PG College,
ANANTAPURAMU.



ZOOLOGY MODEL PAPER FOR I SEMESTER

ZOOLOGY - PAPER - I

ANIMAL DIVERSITY - NONCHORDATES

Time : 3 hrs

Max. Marks : 75

I. Answer any FIVE of the following :

5x5=25

Draw labeled diagrams wherever necessary

- 1.
- 2.
- 3.
- 4.
- 5.
- 6.
- 7.
- 8.

II. Answer any FIVE of the following:

5x10=50

Draw labeled diagrams wherever necessary

9.

OR

10.

OR

11.

OR

12.

OR

13.

OR

□□□□□

**PRINCIPAL
Sri Vani Degree & PG College,
ANANTAPURAMU.**



ZOOLOGY PRACTICAL SYLLABUS FOR I SEMESTER

ZOOLOGY - PAPER - I
ANIMAL DIVERSITY - NONCHORDATES

Periods: 24

Max. Marks: 50

Observation of the following slides / spotters / models

- Protozoa** : *Elphidium, Paramecium* - Binary fission and conjugation
- Porifera** : *Spoonbill, Euspongia, Sycon, Sycon* - T.S and L.S
- Coelenterata** : *Obelia* - colony and medusa, *Physalia, Velella, Corallium, Gorgonia, Pennatula*
- Platyhelminthes** : *Planaria, Fasciola hepatica, Fasciola* larval forms - Miracidium, Redia, Cercaria, *Echinococcus granulosus*
- Nemathelminthes** : *Ascaris* - Male and female, *Ancylostoma duodenale*
- Annelida** : *Neries, Heteroneries, Aphrodite, Hirudo*, Trochophore larva
- Arthropoda** : Mouth parts of male and female *Anopheles* and *Culex*, Mouth parts of housefly, Mouth parts of Scorpion, Nauplius, Mysis, Zoa larvae, crab, prawn, *Scolopendra, Sacculina, Limulus, Peripatus*
- Mollusca** : *Chiton, Murex, Sepia, Loligo, Octopus, Nautilus*, Glochidium larva
- Echinodermata** : *Ophiothrix, Echinus, Clypeaster, Cucumaria, Antedon, Asterias, Bipinnaria* larva
- Hemichordata** : *Balanoglossus, Tornaria* larva

Demonstration of dissection / dissected / virtual dissection :

1. Leech / Prawn / Scorpion / Crab - Digestive system
2. Prawn - Appendages
3. Prawn / Scorpion / Crab - Nervous system
4. *Pila / Unio* - Digestive system
5. Mounting of Statocyst
6. Mounting of Radula

b Laboratory record work shall be submitted at the time of practical examination

b Compulsory one species to be adopted for demonstration only by the faculty

b Computer aided techniques should be adopted as per UGC guide lines

□□□□□

Y. V. S. R.
PRINCIPAL
Sri Vani Degree & PG College,
ANANTAPURAMU.



ZOOLOGY SYLLABUS FOR II SEMESTER

ZOOLOGY - PAPER - II

ANIMAL DIVERSITY - CHORDATES

Periods:60

Max. Marks: 100

Unit - I

- 1.1 General characters of Chordata**
- 1.2 Prochordata**
 - 1.2.1 Salient features of Cephalochordata
 - 1.2.2 Structure of *Branchiostoma*
 - 1.2.3 Affinities of Cephalochordata
 - 1.2.4 Salient features of Urochordata
 - 1.2.5 Structure and life history of *Herdmania*
 - 1.2.6 Significance of Retrogressive metamorphosis

Unit - II

- 2.1 Cyclostomata**
 - 2.1.1 General characters of Cyclostomata
 - 2.1.2 Comparison of the *Petromyzon* and *Myxine*
- 2.2 Pisces**
 - 2.2.1 General characters of Fishes
 - 2.2.2 Classification of fishes up to sub - class level with examples
 - 2.2.3 *Scoliodon* - External features, Digestive system, Respiratory system, Heart, Brain
 - 2.2.4 Migration in Fishes
 - 2.2.5 Types of Scales
 - 2.2.6 Dipnoi

Unit - III

- 3.1 Amphibia**
 - 3.1.1 General characters of Amphibian
 - 3.1.2 Classification of Amphibia upto orders with examples.
 - 3.1.3 *Rana hexadactyla* - External features, Digestive system, Respiratory system, Heart, Brain
- 3.2 Reptilia**
 - 3.2.1 General characters of Reptilia
 - 3.2.2 Classification of Reptilia upto orders with examples
 - 3.2.3 Calotes - External features, Digestive system, Respiratory system, Heart, Brain
 - 3.2.4 Identification of Poisonous snakes and Skull in reptiles


PRINCIPAL
Sri Vani Degree & PG College,
ANANTAPURAMU.



Unit - IV

4.1 Aves

4.1.1 General characters of Aves

4.1.2 Classification of Aves upto subclasses with examples.

4.1.3 *Columba livia* - External features, Digestive system, Respiratory system, Heart, Brain

4.1.4 Migration in Birds

4.1.5 Flight adaptation in birds

Unit - V

5.1 Mammalia


5.1.1 General characters of Mammalia


5.1.2 Classification of Mammalia upto sub - classes with examples

5.2 Comparison of Prototherians, Metatherians and Eutherians

5.3 Dentition in mammals

□□□□□


PRINCIPAL
Sri Vani Degree & PG College,
ANANTHAPURAMU.



ZOOLOGY MODEL PAPER FOR II SEMESTER

ZOOLOGY - PAPER - II

ANIMAL DIVERSITY - CHORDATES

Time: 3 hrs

Max. Marks: 75

I. Answer any FIVE of the following:

5x5=25

Draw labeled diagrams wherever necessary

1. *Amphioxus*
2. Placoid scale
3. Quill feather
4. Prototheria
5. Anadromous migration
6. *Draco*
7. Emu
8. Apoda

II. Answer any FIVE of the following:

5x10=50

Draw labeled diagrams wherever necessary

9. Explain the life history of *Herdmania*

OR

Explain the origin and general characters of chordates

10. Compare the characters of *Petromyzon* and *Myxine*

OR

Describe the structure of heart of *Scoliodon*

11. Describe the brain of *Rana hexadactyla*

OR

Explain the external features of *Calotes*

12. Write an essay on flight adaptations in birds

OR


Explain the respiratory system of *Columba livia*


13. Compare the characters of Metatheria and Eutheria

OR

Write an essay on dentition in mammals

□□□□□


PRINCIPAL
Sri Vani Degree & PG College,
ANANTAPURAMU.



ZOOLOGY PRACTICAL SYLLABUS FOR II SEMESTER

ZOOLOGY - PAPER - II

ANIMAL DIVERSITY - CHORDATES

Periods: 24

Max. Marks: 50

Observation of the following slides / spotters / models

- Protochordata** : *Herdmania, Amphioxus, Amphioxus* T.S. through pharynx
- Cyclostomata** : *Petromyzon, Myxine*
- Pisces** : *Pristis, Torpedo, Channapleuronectes, Hippocampus, Exocoetus, Ehenis, Labeo, Catla, Clarius, Auguilla, Protopterus*
Placoid scale, Cycloid scale, Ctenoid scale
- Amphibia** : *Ichthyophis, Amblystoma, Siren, Hyla, Rachophous*
Axolotl larva
- Reptilia** : *Draco, Chamaeleon, Uromastix, Vipera russeli, Naja, Bungarus, Enhydrina, Testudo, Trionyx, Crocodilus*
- Aves** : *Passer, Psittacula, Bubo, Alcedo, Columba, Corvus, Pavo*, Study of different types of feathers : Quill, Contour, Filoplume down
- Mammalia** : *Ornithorhynchus, Tachyglossus, Pteropus, Funambulus, Manis, Loris, Hedgehog*
- Osteology** : Appendicular skeletons of Varanus, Pigeon
Rabbit - Skull, fore limbs, hind limbs and girdles


Demonstration of dissection / dissected / virtual dissection:

1. V, VII, IX, X cranial nerves of shark / locally available fishes
2. Arterial system, venous system of Shark / Calotes / Fowl / Rat
3. Digestive system of fish

b Laboratory record work shall be submitted at the time of practical examination

b Compulsory one species to be adopted for demonstration only be the faculty

□□□□□


PRINCIPAL
Sri Vani Degree & PG College,
ANANTAPURAMU.



ZOOLOGY SYLLABUS FOR III SEMESTER

ZOOLOGY - PAPER - III

CYTOLOGY, GENETICS AND EVOLUTION

Periods:60

Max. Marks:100

Unit - I

1. Cytology - I

- 1.1 Definition, history, prokaryotic and eukaryotic cells, virus, viroids, mycoplasma
- 1.2 Electron microscopic structure of eukaryotic cell.
- 1.3 Plasma membrane –Different models of plasma membrane.

Unit – II

2. Cell organelles

- 2.1 Structure and functions of Endoplasmic Reticulum
- 2.2 Structure and functions of Golgi apparatus
- 2.3 Structure and functions of Lysosomes
- 2.4 Structure and functions of Ribosomes
- 2.5 Structure and functions of Mitochondria
- 2.6 Nucleus
- 2.7. Chromatin - Structure and significance, Chromosomes - Structure, types, functions

Unit - III

3.1 Genetics - I

- 3.1.1 Mendel's work on transmission on traits
- 3.1.2 Principles of inheritance
- 3.1.3 Incomplete dominance and codominance
- 3.1.4 Lethal alleles, Epistasis, Pleiotropy

Unit - IV

4.1 Genetics - II


- 4.1.1 Sex determination
- 4.1.2 Sex linked inheritance
- 4.1.3 Linkage and crossing over
- 4.1.4 Extra chromosomal inheritance
- 4.1.5 Human karyotyping

Unit - V

5.1 Evolution

- 5.1.1 Origin of life
- 5.1.2 Lamarckism, Darwinism, Neo – Darwinism, Hardy-Weinberg Equilibrium.
- 5.1.3 Variations, isolating mechanisms, natural selection
- 5.1.4 Types of natural selection (directional, stabilizing, disruptive)
- 5.1.5 Artificial selection and forces of evolution
- 5.1.6 Speciation (Allopatric and Sympatric)
- 5.1.7 Macro evolutionary principles (Example: Darwin's finches)

PRINCIPAL
Sri Vani Degree & PG College,
ANANTAPURAMU.



ZOOLOGY MODEL PAPER FOR III SEMESTER

ZOOLOGY - PAPER - III

CYTOLOGY, GENETICS AND EVOLUTION

Time: 3 hrs

Max. Marks: 75

I. Answer any FIVE of the following:

5x5=25

Draw labeled diagrams wherever necessary

- 1.
- 2.
- 3.
- 4.
- 5.
- 6.
- 7.
- 8.

II. Answer any FIVE of the following:

5x10=50

Draw labeled diagrams wherever necessary

9.

OR

10.

OR

11.

OR


12.


OR


13.

OR

□□□□□


PRINCIPAL
Sri Vani Degree & PG College,
ANANTAPURAMU.





ZOOLOGY PRACTICAL SYLLABUS FOR III SEMESTER

ZOOLOGY - PAPER - III

CYTOLOGY, GENETICS AND EVOLUTION

Periods: 24

Max. Marks: 50

I. Cytology

1. Preparation of temporary slides of Mitotic divisions with onion root tips
2. Observation of various stages of Mitosis and Meiosis with prepared slides
3. Mounting of salivary gland chromosomes of *Chironomus*


II. Genetics


1. Study of Mendelian inheritance using suitable examples
2. Study of linkage recombination, gene mapping using the data
3. Study of human karyotypes

III. Evolution

1. Study of fossil evidences
2. Study of homology and analogy from suitable specimens and pictures
3. Phylogeny of horse with pictures
4. Darwin's finches (pictures)
5. Visit to natural history museum and submission of report

□□□□□


PRINCIPAL
Sri Vani Degree & PG College,
ANANTAPURAMU.



ZOOLOGY SYLLABUS FOR IV SEMESTER

ZOOLOGY - PAPER - IV

EMBRYOLOGY, PHYSIOLOGY AND ECOLOGY

Periods:60

Max. Marks: 100

Unit - I

- 1.1 Developmental Biology and Embryology**
- 1.1.1 Gametogenesis
 - 1.1.2 Fertilization
 - 1.1.3 Types of eggs
 - 1.1.4 Types of cleavages
- 1.2 Development of Frog upto formation of primary germ layers
- 1.3 Formation and functions of Foetal membrane in chick embryo
- 1.4 Development, types and functions of Placenta in mammals

Unit - II

- 2.1 Physiology - I**
- 2.1.1 Elementary study of process of digestion
 - 2.1.2 Absorption of digested food
 - 2.1.3 Respiration - Pulmonary ventilation, transport of oxygen and carbondioxide
 - 2.1.4 Circulation - Structure and functioning of heart, Cardiac cycle
 - 2.1.5 Excretion - Structure of nephron, urine formation, counter current mechanism

Unit - III

- 3.1 Physiology - II**
- 3.1.1 Nerve impulse transmission - Resting membrane potential, origin and propagation of action potentials along myelinated and non-myelinated nerve fibers
 - 3.1.2 Muscle contraction - Ultra structure of muscle fibre, molecular and chemical basis of muscle contraction
 - 3.1.3 Endocrine glands - Structure, secretions and the functions (of hormones) of pituitary, thyroid, parathyroid, adrenal glands and pancreas
 - 3.1.4 Hormonal control of reproduction in a mammal

Unit - IV

- 4.1 Ecology - I**
- 4.1.1 Meaning and scope of Ecology
 - 4.1.2 Important abiotic factors of Ecosystem - Temperature, light, water, oxygen and CO₂
 - 4.1.3 Nutrient cycles - Nitrogen, carbon and phosphorus
 - 4.1.4 Components of Ecosystem (Example:lake), food chains and food web, energy flow in ecosystem

Unit - V

- 5.1 Ecology - II**
- 5.1.1 Habitat and ecological niche

Y. V. Reddy
PRINCIPAL
Sri Vani Degree & PG College,
ANANTAPURAMU.

5.1.2 Community interactions - Mutualism, commensalism, parasitism, competition, predation

5.1.3 Ecological succession

5.1.4 Population studies

5.2 Zoogeography

5.2.1 Zoogeographical regions

5.2.2 Study of physical and faunal peculiarities of Oriental, Australian and Ethiopian regions

□□□□□

ZOOLOGY MODEL PAPER FOR IV SEMESTER

ZOOLOGY - PAPER - IV

EMBRYOLOGY, PHYSIOLOGY AND ECOLOGY

Time: 3 hrs

Max. Marks: 75

I. Answer any FIVE of the following:

5x5=25

Draw labeled diagrams wherever necessary

- 1.
- 2.
- 3.
- 4.
- 5.
- 6.
- 7.
- 8.

II. Answer any FIVE of the following:

5x10=50

Draw labeled diagrams wherever necessary

9.

OR

10.

OR

11.

OR

12.


OR

13.

OR

□□□□□
[Signature]

PRINCIPAL
Sri Vani Degree & PG College,
ANANTAPURAMU.





ZOOLOGY PRACTICAL SYLLABUS FOR IV SEMESTER

ZOOLOGY - PAPER - IV

EMBRYOLOGY, PHYSIOLOGY AND ECOLOGY

Periods: 24

Max. Marks: 50

I. Embryology

1. Study of T.S. of testis, ovary of a mammal
2. Study of different stages of cleavages (2, 4, 8 cell stages)
3. Study of chick embryos of 18 hours, 24 hours, 33 hours and 48 hours of incubation

II. Physiology

1. Qualitative tests for identification of carbohydrates, proteins and fats
2. Qualitative tests for identification of ammonia, urea and uric acid
3. Study of activity of salivary amylase under optimum conditions
4. Study of prepared slides of T.S. of duodenum, liver, lung, kidney, spinal cord, bone and cartilage

III. Ecology

1. Determination of pH of given sample
2. Estimation of dissolved oxygen of given sample
3. Estimation of total alkalinity of given sample
4. Estimation of salinity of given sample

□□□□□

Y. V. S. Reddy
PRINCIPAL

Sri Vani Degree & PG College,
ANANTAPURAMU.



ZOOLOGY SYLLABUS FOR V SEMESTER
ZOOLOGY - PAPER - V
ANIMAL BIOTECHNOLOGY

Periods:60

Max. Marks:100

Unit 1: Tools of Recombinant DNA technology - Enzymes and Vectors

Restriction modification systems: Types I, II and III. Mode of action, nomenclature, applications of Type II restriction enzymes in genetic engineering

DNA modifying enzymes and their applications: DNA polymerases. Terminal deoxynucleotidyl transferase, kinases and phosphatases, and DNA ligases

Cloning Vectors: Plasmid vectors:pBR and pUC series, Bacteriophage lambda and M13 based vectors, Cosmids, BACs, YACs,

Unit 2 Techniques of Recombinant DNA technology

Cloning: Use of linkers and adaptors

Gene delivery: Microinjection, electroporation, biolistic method (gene gun), liposome and viral-mediated delivery

PCR: Basics of PCR.

DNA Sequencing: Sanger's method of DNA sequencing- traditional and automated sequencing

Hybridization techniques: Southern, Northern and Western blotting,

Genomic and cDNA libraries: Preparation and uses

UNIT 3 Animal Cell Technology

Cell culture media: Natural and Synthetic

Cell cultures: primary culture, secondary culture, continuous cell lines; Protocols for Primary Cell Culture; Established Cell lines (common examples such as MRC, HeLa, CHO, BHK, Vero); Organ culture; Cryopreservation of cultures.

Hybridoma Technology: Cell fusion, Production of Monoclonal antibodies (mAb), Applications of mAb

Stem cells: Types of stem cells, applications

Unit 4 Reproductive Technologies & Transgenic Animals

Manipulation of reproduction in animals: Artificial Insemination, *In vitro* fertilization, super ovulation, Embryo transfer, Embryo cloning


Transgenic Animals: Strategies of Gene transfer; Transgenic - sheep, - fish; applications

Unit 5 Applied Biotechnology

Industry: Fermentation: Different types of Fermentation: Short notes on - Submerged & Solid state; batch, Fed batch & Continuous; Stirred tank, Air Lift, Fixed Bed and Fluidized; Downstream processing - Filtration, centrifugation, extraction, chromatography, spray drying and lyophilization

Agriculture: fisheries – monoculture in fishes, polyploidy in fishes; DNA fingerprinting

□□□□□


PRINCIPAL
Sri Vanth Degree & PG College,
ANANTAPURAMU.



ZOOLOGY MODEL PAPER FOR V SEMESTER

ZOOLOGY - PAPER - V

ANIMAL BIOTECHNOLOGY

Time: 3 hrs

Max. Marks: 75

I. Answer any FIVE of the following:

5x5=25

Draw labeled diagrams wherever necessary

- 1.
- 2.
- 3.
- 4.
- 5.
- 6.
- 7.
- 8.

II. Answer any FIVE of the following:

5x10=50

Draw labeled diagrams wherever necessary

9.

OR

10.

OR

11.

OR

12.

OR

13.

OR

□□□□□

Y. V. S. Reddy
PRINCIPAL
Sri Vani Degree & PG College,
ANANTAPURAMU.



ZOOLOGY PRACTICAL SYLLABUS FOR V SEMESTER
ZOOLOGY - PAPER - V
ANIMAL BIOTECHNOLOGY

Periods: 24

Max. Marks: 50


Any SIX of the following:

1. Maintenance and storage of *E. coli* DH5 alpha cells.
2. Isolation of Plasmid DNA from *E. coli*
3. Preparation of genomic DNA from *E. coli*/animals/ human.
4. DNA quantification using agarose gel electrophoresis (by using lambda DNA as standard).
5. Restriction digestion of lambda (λ) DNA using EcoR1 and Hind III.
6. Preparation for insertion and vector for ligation.
7. Performance of ligation reaction using T4 DNA ligase.
8. Preparation of competent cells
9. Transformation of *E. coli* with plasmid DNA using CaCl₂,
10. Selection of transformants on X-gal and IPTG
11. Techniques: Western Blot, Southern Hybridization, DNA Fingerprinting
12. Interpretation of sequencing gel electropherograms
13. Amplification of DNA by PCR
14. Packing and sterilization of glass and plastic wares for cell culture.
15. Preparation of culture media.

SUGGESTED READING

1. Brown TA. (2010). Gene Cloning and DNA Analysis. 6th edition. Blackwell Publishing, Oxford, U.K.
2. Clark DP and Pazdernik NJ. (2009). Biotechnology: Applying the Genetic Revolution. Elsevier Academic Press, USA
3. Primrose SB and Twyman RM. (2006). Principles of Gene Manipulation and Genomics, 7th edition. Blackwell Publishing, Oxford, U.K.
4. Sambrook J and Russell D. (2001). Molecular Cloning-A Laboratory Manual. 3rd edition. Cold Spring Harbor Laboratory Press
5. Wiley JM, Sherwood LM and Woolverton CJ. (2008). Prescott, Harley and Klein's Microbiology. McGraw Hill Higher Education
6. Brown TA. (2007). Genomes-3. Garland Science Publishers
7. Primrose SB and Twyman RM. (2008). Genomics: Applications in human biology. Blackwell Publishing, Oxford, U.K.
8. Animal Cells Culture and Media, D.C. Darling and S.J. Morgan, 1994. BIOS Scientific Publishers Limited.
9. Methods in Cell Biology, Volume 57, Jennie P. Mathur and David Barnes, 1998. Animal Cell Culture Methods Academic Press.
10. P.K. Gupta: Biotechnology and Genomics, Rastogi publishers (2003).
11. B.D. Singh: Biotechnology, Kalyani publishers, 1998 (Reprint 2001)

□□□□□


PRINCIPAL
Sri Vani Degree & PG College,
ANANTAPURAMU.

ZOOLOGY SYLLABUS FOR V SEMESTER

ZOOLOGY - PAPER - VI

ANIMAL HUSBANDRY



Periods:60

Max. Marks: 100

UNIT - I

10 Hours

General introduction to poultry farming. Principles of poultry housing. Poultry houses. Systems of poultry farming. Management of chicks, growers and layers. Management of Broilers.

UNIT - II:

10 Hours

Poultry feed management – Principles of feeding. Nutrient requirements for different stages of layers and broilers. Methods of feeding. Poultry diseases – viral, bacterial, fungal and parasitic (two each); symptoms, control and management.

UNIT - III:

10 Hours

Selection, care and handling of hatching eggs. Egg testing. Methods of hatching. Brooding and rearing. Sexing of chicks.

UNIT- IV:


20 Hours

Breeds of Dairy Cattle and Buffaloes – Definition of breed; Classification of Indian Cattle breeds, exotic breeds and Indian buffalo breeds. Systems of inbreeding and crossbreeding. Housing of dairy animals – Selection of site for dairy farm; systems of housing – loose, housing system. Conventional dairy barn. Cleaning and sanitation of dairy farm. Weaning of calf. Castration and dehorning. Deworming and Vaccination programme. Records to be maintained in a dairy farm.

UNIT - V:

10 Hours

Care and management of dairy animals - Care and management of calf, heifer, milk animal, dry and pregnant animal, bulls and bullocks.


PRINCIPAL
Sri Vani Degree & PG College,
ANANTAPURAMU.



ZOOLOGY MODEL PAPER FOR V SEMESTER

ZOOLOGY - PAPER - VI

ANIMAL HUSBANDRY

Time: 3 hrs

Max. Marks: 75

I. Answer any FIVE of the following:

5x5=25

Draw labeled diagrams wherever necessary

- 1.
- 2.
- 3.
- 4.
- 5.
- 6.
- 7.
- 8.

II. Answer any FIVE of the following:

5x10=50

Draw labeled diagrams wherever necessary

9.

OR

10.

OR

11.

OR

12.

OR


13.

OR

□□□□□

G. V. S. Reddy

PRINCIPAL
Sri Vani Degree & PG College,
ANANTHAPURAMU.




ZOOLOGY PRACTICAL SYLLABUS FOR V SEMESTER
ZOOLOGY - PRACTICAL - VI

ANIMAL HUSBANDRY

Periods:24

Max. Marks: 50

1. Study of various breeds of layers and broilers (photographs)
2. Identification of disease causing organisms in poultry birds (as per theory)
3. Study of the anatomy of a poultry bird by way of dissecting a bird. (Demonstration)
4. Study of various activities in a poultry farm (layers and broilers) and submission of a report.
5. Study of various breeds of cattle (photographs/microfilms)
6. Study of various activities carried out in a dairy farm and submission of a report.


PRINCIPAL
Sri Vanth Degree & PG College,
ANANTAPURAMU.



AP STATE COUNCIL OF HIGHER EDUCATION

ZOOLOGY SYLLABUS FOR VI SEMESTER

ZOOLOGY -ELECTIVE PAPER:VII-(A)

IMMUNOLOGY

Periods:60

Max. Marks:100

Unit - I

- 1.1 **Overview of Immune system**
 - 1.1.1 Introduction to basic concepts in Immunology
 - 1.1.2 Innate and adaptive immunity
- 1.2 **Cells and organs of Immune system**
 - 1.2.1 Cells of immune system
 - 1.2.2 Organs of immune system

Unit - II

- 2.1 **Antigens**
 - 2.1.1 Basic properties of antigens
 - 2.1.2 B and T cell epitopes, haptens and adjuvants
 - 2.1.3 Factors influencing immunogenicity

Unit - III

- 3.1 **Antibodies**
 - 3.1.1 Structure of antibody
 - 3.1.2 Classes and functions of antibodies
 - 3.1.3 Monoclonal antibodies


Unit - IV

- 4.1 **Working of Immune system**
 - 4.1.1 Structure and functions of major histocompatibility complexes
 - 4.1.2 Exogenous and Endogenous pathways of antigen presentation and processing
 - 4.1.3 Basic properties and functions of cytokines

Unit - V

- 5.1 **Immune system in health and disease**
 - 5.1.1 Classification and brief description of various types of hyper sensitivities
 - 5.1.2 Introduction to concepts of autoimmunity and immunodeficiency
- 5.2 **Vaccines**
 - 5.2.1 General introduction to vaccines
 - 5.2.2 Types of vaccines

□□□□□


PRINCIPAL
Sri Vani Degree & PG College,
ANANTAPURAMU.



ZOOLOGY MODEL PAPER FOR VI SEMESTER

ZOOLOGY - ELECTIVE PAPER – VII-(A)

IMMUNOLOGY

Time: 3 hrs

Max. Marks: 75

I. Answer any FIVE of the following:

5x5=25

Draw labeled diagrams wherever necessary

- 1.
- 2.
- 3.
- 4.
- 5.
- 6.
- 7.
- 8.

II. Answer any FIVE of the following:

5x10=50

Draw labeled diagrams wherever necessary

9.

OR

10.

OR

11.

OR

12.

OR

13.

OR

□□□□□

Y. Usheth
PRINCIPAL
Sri Vani Degree & PG College,
ANANTAPURAMU.



ZOOLOGY PRACTICAL SYLLABUS FOR VI SEMESTER

ZOOLOGY - ELECTIVE PAPER – VII-(A)

IMMUNOLOGY


Periods: 24

Max. Marks: 50

1. Demonstration of lymphoid organs (as per UGC guidelines)
2. Histological study of spleen, thymus and lymph nodes (through prepared slides)
3. Blood group determination
4. Demonstration of
 - a. ELISA
 - b. Immunoelectrophoresis

□□□□□

Y. Ushesh
PRINCIPAL
Sri Vani Degree & PG College,
ANANTAPURAMU.



AP STATE COUNCIL OF HIGHER EDUCATION

ZOOLOGY SYLLABUS FOR VI SEMESTER

ZOOLOGY - ELECTIVE PAPER: VII-(B)

CELLULAR METABOLISM AND MOLECULAR BIOLOGY

Periods: 60

Max. Marks:100

Unit I: Biomolecules

- 1.1 Carbohydrates - Classification of carbohydrates. Structure of glucose
- 1.2 Proteins - Classification of proteins. General properties of amino acids
- 1.3 Lipids - Classification of lipids
- 1.4 Nucleic acids - DNA – Structure and function; RNA - Structure, types and functions

Unit II: Enzymes and Cellular Metabolism

- 2.1. Introduction to biocatalysis, Enzymes and their classification, Enzymekinetics. Mechanism of action. Inhibition and Regulation
- 2.2 Carbohydrate Metabolism - Glycolysis, Krebs Cycle, Gluconeogenesis,
- 2.3 Glycogen metabolism, Review of electron transport chain

Unit - III : Cellular Metabolism and Cell Physiology

- 3.1 Lipid Metabolism - Biosynthesis and β oxidation of palmitic acid
- 3.2 Protein metabolism - Transamination, Deamination and Urea Cycle
- 3.3 Transport functions of plasma membrane – Active, passive and facilitated transport
- 3.4 Cell junctions – Tight junctions, desmosomes, gap junctions

Unit-IV:

- 4.1 DNA structure, types (A,B,Z); DNA as genetic material (Griffith's Transformation, Hershey-Chase experiment, McCarthy experiment)
- 4.2 Fine structure of gene

Unit - V:Gene Expression

- 3.1 Gene Expression in prokaryotes (Lac Operon)
- 3.2 Gene Expression in eukaryotes.
- 3.3 Transcription and Translation.

Y. Nehal
PRINCIPAL
Sri Vani Degree & PG College,
ANANTAPURAMU.



ZOOLOGY MODEL PAPER FOR VI SEMESTER

ZOOLOGY - ELECTIVE PAPER: VII-(B)

CELLULAR METABOLISM AND MOLECULAR BIOLOGY

Time: 3 hrs

Max. Marks: 75

I. Answer any FIVE of the following:

5x5=25

Draw labeled diagrams wherever necessary

- 1.
- 2.
- 3.
- 4.
- 5.
- 6.
- 7.
- 8.

II. Answer any FIVE of the following:

5x10=50

Draw labeled diagrams wherever necessary

9.

OR

10.

OR

11.

OR

12.

OR

13.

OR

□□□□□

Y. V. S. Reddy
PRINCIPAL

Sri Vani Degree & PG College,
ANANTAPURAMU.



ZOOLOGY PRACTICAL SYLLABUS FOR VI SEMESTER

ZOOLOGY - ELECTIVE PAPER: VII-(B)

CELLULAR METABOLISM AND MOLECULAR BIOLOGY


Periods: 24

Max. Marks: 50

1. Qualitative tests to identify functional groups of carbohydrates in given Solutions (Glucose, Fructose, Sucrose, Lactose)
2. Estimation of total protein in given solutions by Lowry's method.
3. Study of activity of salivary amylase under optimum conditions
4. Preparation of permanent slide to show the presence of Barr body in Human female blood cells or cheek cells
5. Mounting of salivary gland chromosomes of *Chironomous*

SUGGESTED READINGS

- J. M., Tymoczko, J. L. and Stryer, L. (2006). Biochemistry. VI Edition .W.H. Freeman and Co.
- Nelson, D. L., Cox, M. M. and Lehninger, A.L. (2009). Principles of Biochemistry. IVEdition. W.H. Freeman and Co.
- Murray, R.K., Granner, D.K., Mayes, P.A. and Rodwell, V.W. (2009). Harper's Illustrated Karp, G. (2010), Cell and molecular biology : Concepts and experiments. VI edition. John Wiley and sons. Inc.
- De Robertis, EDP and De Robertis EMF (2006). Cell and molecular biology. VIII edition. Lippincott Williams and Wilkins, Philadelphia Biochemistry. XXVIII Edition. Lange Medical Books/Mc Graw3Hill.


PRINCIPAL
Sri Vani Degree & PG College,
ANANTAPURAMU.



AP STATE COUNCIL OF HIGHER EDUCATION

ZOOLOGY SYLLABUS FOR CLUSTER ELECTIVE VIII-A: VI SEMESTER

MEDICAL DIAGNOSTICS

Cluster Elective Paper: VIII-A-1

CLINICAL BIOCHEMISTRY

Hours 60

Marks 100

UNIT – I: Basic Medical Laboratory Principles and Procedures: 10 Hours

Introduction to clinical biochemistry. Glassware. Solutions and Reagents – Normal, Molar, percent, buffer solutions and indicators. Equipments and Instruments – Centrifuges, Hot air oven, Incubator, Water bath, Photometer, Spectrophotometer, Analyzers. Quality Control.

UNIT – II: Clinical Biochemistry of Carbohydrates, Proteins & Lipids: 20 Hours

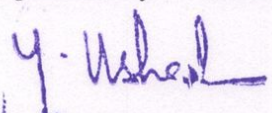
Elementary classification and metabolism of carbohydrates. Properties of carbohydrates. Regulation of blood sugar and Diabetes. Glucose Tolerance Test. Glycosylated Haemoglobin. General classification of proteins. Structure of proteins. Summary of protein digestion and aminoacid metabolism. Determination of serum proteins. General lipid metabolism. Primary and Secondary Dyslipoproteinemias.


UNIT – III: Clinical Biochemistry of Enzymes: 10 Hours

Enzymes as catalysts. Enzyme specificity. Factors which affect enzyme activity. Coenzymes and Isoenzymes. Enzymes classification and nomenclature. Enzymes in clinical diagnosis. Use of enzymes as reagents. Laboratory determinations of enzymes – Clinical significance of SGOT, SGPT, S.ALP, S.ACP, Serum Amylase.

UNIT- IV: Water & Mineral Metabolism and Acid-Base Balance: 10 Hours

Body fluid distribution. Factors which influence the distribution of body water. Mineral metabolism. Importance of the trace elements. Flame photometry. Action of buffer systems. Disturbances in acid-base balance


PRINCIPAL
Sri Vani Degree & PG College,
ANANTAPURAMU.





UNIT - V: Function Tests:

Diseases of the kidneys. Creatine metabolism. Bile pigment metabolism. Disordered Bilirubin metabolism. Hepatic Jaundice and Post hepatic jaundice. Ischemic heart disease. Clinical significance of gastric analysis.

SUGGESTED READINGS

- Park, K. (2007), Preventive and Social Medicine, B.B. Publishers
- Godkar P.B. and Godkar D.P. Textbook of Medical Laboratory Technology, II Edition, Bhalani Publishing House
- Cheesbrough M., A Laboratory Manual for Rural Tropical Hospitals, A Basis for Training Courses
- Guyton A.C. and Hall J.E. Textbook of Medical Physiology.
- Robbins and Cortan, Pathologic Basis of Disease, VIII Edition.
- Prakash, G. (2012), Lab Manual on Blood Analysis and Medical Diagnostics, S. Chand and Co. Ltd.


PRINCIPAL
Sri Vani Degree & PG College,
ANANTAPURAMU.



ZOOLOGY MODEL PAPER FOR VI SEMESTER

Zoology – Cluster Elective Paper: VIII-A-1

CLINICAL BIOCHEMISTRY

Time : 3 hrs

Max. Marks : 75

I. Answer any FIVE of the following :

5x5=25

Draw labeled diagrams wherever necessary

- 1.
- 2.
- 3.
- 4.
- 5.
- 6.
- 7.
- 8.

II. Answer any FIVE of the following:

5x10=50

Draw labeled diagrams wherever necessary

9.

OR

10.

OR

11.

OR

12.

OR

13.

OR

□□□□□

Y. Vishal
PRINCIPAL

Sri Vani Degree & PG College,
ANANTAPURAMU.

Cluster Elective Paper: VIII-A-2

HAEMATOLOGY

Hours 60



Marks 100

UNIT – I: Laboratory Preparation in Haematology:

10 Hours

Introduction to practical. Basic requirements. Collection of blood. Anticoagulants and effects of anticoagulants on blood cell morphology. Effects of storage of blood.

UNIT – II: Routine Haematology:

15 Hours

Composition of blood. Haemoglobin synthesis. Various haemoglobins. Haemopoietic system of the body. Blood cell counts. Erythropoiesis, Leucopoiesis and development of blood corpuscles. Thrombopoiesis. Laboratory technique of haemocytometry. Clinical significance of Total erythrocyte count, total leucocyte count, differential count, erythrocyte sedimentation rate and platelet count.

UNIT – III: Haemostasis and Haematological Diseases:

15 Hours

General consideration of blood coagulation. Mechanism of coagulation. The fibrinolytic mechanism. Clinical significance of routine coagulation tests. Anaemia. Various types of anaemias – Iron deficiency anaemia, Aplastic anaemia, Perinicious anaemia, Sideroblastic anaemia and Sickel cell anaemia. Other haematological diseases – HDNB, Thalassaemia, Leukaemia. Parasitic infections of blood – structure and life cycle of Plasmodium vivax, types of malaria, Structure and life cycle of Wuchereria bancrofti.

UNIT- IV: Automation in Haematology:


10 Hours

General considerations. Blood cell counters. Flow through cytochemical differential counter. Automated coagulated systems.

UNIT - V: Immunohaematology and Blood banking:


10 Hours


Human Blood Group Systems. Inheritance of blood group systems. Blood transfusion.


PRINCIPAL
Sri Vani Degree & PG College,
ANANTAPURAMU.

SUGGESTED READINGS

- Park, K. (2007), Preventive and Social Medicine, B.B. Publishers
- Godkar P.B. and Godkar D.P. Textbook of Medical Laboratory Technology, II Edition, Bhalani Publishing House
- Cheesbrough M., A Laboratory Manual for Rural Tropical Hospitals, A Basis for Training Courses
- Guyton A.C. and Hall J.E. Textbook of Medical Physiology.
- Robbins and Cortan, Pathologic Basis of Disease, VIII Edition.
- Prakash, G. (2012), Lab Manual on Blood Analysis and Medical Diagnostics, S. Chand and Co. Ltd.




PRINCIPAL
Sri Vani Degree & PG College,
ANANTAPURAMU.



ZOOLOGY MODEL PAPER FOR VI SEMESTER

Cluster Elective Paper: VIII-A-2

HAEMATOLOGY

Time: 3 hrs

Max. Marks: 75

I. Answer any FIVE of the following:

Draw labeled diagrams wherever necessary

5x5=25

- 1.
- 2.
- 3.
- 4.
- 5.
- 6.
- 7.
- 8.

II. Answer any FIVE of the following:

Draw labeled diagrams wherever necessary

5x10=50

9.

OR

10.

OR

11.

OR

12.

OR

13.

OR


□□□□□

[Handwritten Signature]
PRINCIPAL
Sri Vani Degree & PG College,
ANANTHAPURAMU.

Cluster Elective Paper: VIII-A-3

CLINICAL MICROBIOLOGY

Hours 60



Marks 100

UNIT – I: Introduction to Clinical Microbiology:

10 Hours

Introduction to microbiology. Introduction to bacteriology. Classification of bacteria. Basic features of bacteria. Factors influencing the growth of bacteria. Morphology of bacteria. Normal bacterial flora of the body. Pathogenic microorganisms.

UNIT – II: Clinical Bacteriology Laboratory & Staining methods:

15 Hours

Requirements of a microbiological lab – safe disposal strategies. Safety practices to be followed in a microbiological laboratory. Sterilization and disinfection. Requirements in a microbiological lab. Microscopy. Automation in Bacteriology. Introduction to Staining. Gram Staining. Acid-Fast Staining. Capsule Staining. Transfer of bacteria.

UNIT – III: Culturing of Microorganisms and Identification of Bacteria:


15 Hours

Composition of culture media. Different types of culture media. Preparation of culture media. Inoculation of culture media. Culturing of anaerobes and different types of culture media used. Use, preparation and quality control of various culture media. Identification of bacteria – staining reactions, cultural characteristics and biochemical properties. Study of Gram Negative Bacteria – Bacilli and Cocci. Study of Gram Positive Bacteria – Gram positive Cocci, Anaerobic bacteria, study of genus – Bacillus and Corynebacterium. Study of Mycobacteria, Spirochetes and Rickettsia. Basic sterilization principles - autoclaving.

UNIT- IV: Clinical Mycology and Virology:

10 Hours


Basic morphological classification of clinically important fungi. Parasitic fungi – Superficial Mycoses and Dermatophytes, Subcutaneous Mycoses, Intermediate Superficial Deep Mycoses and Deep or Systemic mycoses. Classification based on symptomatology. Some important viruses and related diseases (Measles viruses, Influenza viruses, Rotaviruses, Polioviruses, Herpes viruses, Rabies viruses, Hepatitis viruses. . General transmission routes for viruses.


PRINCIPAL
Sri Vani Degree & PG College,
ANANTAPURAMU.

UNIT - V: Diagnostic Serology:


10 Hours

General view of immune system. Antibodies. Harmful effect of immunity. Autoimmune diseases. Principles of Serodiagnostic tests - Flocculation test, Agglutination test, Slide agglutination test, Tube agglutination test, Complement test, Micro titration test, Precipitin test and ELISA.



SUGGESTED READINGS

- Park, K. (2007), Preventive and Social Medicine, B.B. Publishers
- Godkar P.B. and Godkar D.P. Textbook of Medical Laboratory Technology, II Edition, Bhalani Publishing House
- Cheesbrough M., A Laboratory Manual for Rural Tropical Hospitals, A Basis for Training Courses
- Guyton A.C. and Hall J.E. Textbook of Medical Physiology.
- Robbins and Cortan, Pathologic Basis of Disease, VIII Edition.
- Prakash, G. (2012), Lab Manual on Blood Analysis and Medical Diagnostics, S. Chand and Co. Ltd.


PRINCIPAL
Sri Vani Degree & PG College,
ANANTAPURAMU.



ZOOLOGY MODEL PAPER FOR VI SEMESTER

ZOOLOGY - PAPER - VIII

Cluster Elective Paper: VIII-A-3

CLINICAL MICROBIOLOGY

Time: 3 hrs

Max. Marks: 75

I. Answer any FIVE of the following:

5x5=25

Draw labeled diagrams wherever necessary

- 1.
- 2.
- 3.
- 4.
- 5.
- 6.
- 7.
- 8.

II. Answer any FIVE of the following:

5x10=50

Draw labeled diagrams wherever necessary

9.

OR

10.

OR

11.

OR

12.

OR

13.

OR

□□□□□

y. s. s. s. s.
PRINCIPAL
Sri Vani Degree & PG College,
ANANTAPURAMU.



**ZOOLOGY PRACTICAL SYLLABUS
CLUSTER ELECTIVE –VIII-A: VI SEMESTER**

MEDICAL DIAGNOSTICS

PRACTICAL – 1 CLINICAL BIOCHEMISTRY


- Collection of blood specimen and serum preparation.
- Blood glucose and urine glucose estimation.
- LFT, Kidney Function and Cardiac Profile tests.
- Determination of serum proteins, SGOT, SGPT, S.ALP, S.ACP
- Determination of sodium, potassium and chlorides


PRACTICAL – 2 HAEMATOLOGY & CLINICAL MICROBIOLOGY

- Routine haematological tests – Blood smear preparation, TC, DC, ESR, Platelet count.
- Determination of Haemoglobin.
- Determination of PCV.
- Determination of bleeding time.
- Determination of blood clotting time.
- Blood Grouping.
- Preparation of nutrient agar, culture plates and isolation of bacteria on nutrient agar plate.
- Study of permanent slides of *Candida albicans*, *Enterobacter sps*, *Pseudomonas*, *Salmonella sps*, *Shigella sps*, *Staphylococcus aureus*, *Streptococcus pyogenes* and *Vibrio cholera*.
- Staining methods – Albert's and Gram's staining methods.
- Hepatitis test and Pregnancy test using ELISA
- VDRL qualitative and quantitative test.
- WIDAL slide agglutination and tube agglutination test.

PRACTICAL - III:PROJECT WORK

Associated with a Clinical Diagnostic Laboratory.


PRINCIPAL
Sri Vani Degree & PG College,
ANANTAPURAMU.



AP STATE COUNCIL OF HIGHER EDUCATION

**ZOOLOGY SYLLABUS FOR CLUSTER ELECTIVE –VIII-B:
VI SEMESTER**

AQUACULTURE

Cluster Elective Paper: VIII-B-1

PRINCIPLES OF AQUACULTURE

Periods:60

Max.Marks:100

Unit – I

1.1 Introduction / Basics of Aquaculture

- 1.1.1 Definition, Significance and History of Aquaculture
- 1.1.2 Present status of Aquaculture – Global and National scenario
- 1.1.3 Major cultivable species for aquaculture: freshwater, brackish water and marine.
- 1.1.4 Criteria for the selection of species for culture

Unit – II

2.1 Types of Aquaculture

- 2.1.1 Freshwater, Brackishwater and Marine
- 2.1.2 Concept of Monoculture, Polyculture, Composite culture, Monosex culture and Integrated fish farming

2.2 Culture systems

- 2.2.1 Ponds, Raceways, Cages, Pens, Rafts and water recirculating systems

2.3 Culture practices

- 2.3.1 Traditional, extensive, modified extensive, semi-intensive and intensive cultures of fish and shrimp.

Unit – III

3.1 Design and construction of aquafarms

- 3.1.1 Criteria for the selection of site for freshwater and brackish water pond farms
- 3.1.2 Design and construction of fish and shrimp farms

3.2 Seed resources

- 3.2.1 Natural seed resources and Procurement of seed for stocking: Carp and shrimp

3.3 Nutrition and feeds

- 3.3.1 Nutritional requirements of a cultivable fish and shellfish
- 3.3.2 Natural food and Artificial feeds and their importance in fish and shrimp culture

Unit – IV

4.1 Management of carp culture ponds

- 4.1.1 Culture of Indian major carps: Pre-stocking management – Dewatering, drying, ploughing/desilting; Predators, weeds and algal blooms and their control, Liming and fertilization; Stocking management – Stocking density and stocking; Post-stocking management – Feeding, water quality, growth and health care; and Harvesting of ponds

4.2 Culture of giant freshwater prawn, *Macrobrachium rosenbergii*

Y. Mahesh
PRINCIPAL
Sri Vanth Degree & PG College,
ANANTAPURAMU.

Unit – V




- 5.1 Culture of shrimp (*Penaeus monodon* or *Litopenaeus vannamei*)
- 5.2 Culture of pearl oysters
- 5.3 Culture of seaweeds-species cultured, culture techniques, important by-products, prospects
- 5.4 Culture of ornamental fishes – Setting up and maintenance of aquarium; and breeding.

REFERENCES BOOKS

1. Bardach, JE *et al.* 1972. *Aquaculture – The farming and husbandry of freshwater and marine organisms*, John Wiley & Sons, New York.
2. Bose AN *et al.* 1991. *Coastal aquaculture Engineering*. Oxford & IBH Publ.Co.Pvt.Ltd.
3. Chakraborty C & Sadhu AK. 2000. *Biology Hatchery and Culture Technology of Tiger Prawn and Giant Freshwater Prawn*. Daya Publ. House.
4. FAO. 2007. *Manual on Freshwater Prawn Farming*.
5. Huet J. 1986. *A text Book of Fish Culture*. Fishing News Books Ltd.
6. ICAR. 2006. *Hand Book of Fisheries and Aquaculture*. ICAR.
7. Ivar LO. 2007. *Aquaculture Engineering*. Daya Publ. House.
8. Jhingran V.G. 2007. *Fish and Fisheries of India*. Hindustan Publ. Corporation, India.
9. Landau M. 1992. *Introduction to Aquaculture*. John Wiley & Sons.
10. Lovell RT. 1998. *Nutrition and Feeding of fishes*. Chapman & Hall.
11. Mcvey JP. 1983. *Handbook of Mariculture*. CRC Press.
12. MPEDA: *Handbooks on culture of carp, shrimp, etc.*
13. New MB. 2000. *Freshwater Prawn Farming*. CRC Publ.
14. Pillay TVR. 1990. *Aquaculture- Principles and Practices*, Fishing News Books Ltd., London.
15. Pillay TVR & Kutty MN. 2005. *Aquaculture- Principles and Practices*. 2nd Ed. Blackwell
16. Rath RK. 2000. *Freshwater Aquaculture*. Scientific Publ.
14. Stickney RR. 1979. *Principles of Warmwater Fish Culture*, John Wiley & Sons
15. Wheaton FW. 1977. *Aquacultural Engineering*. John Wiley & Sons.


PRINCIPAL
Sri Vani Degree & PG College,
ANANTAPURAMU.



ZOOLOGY MODEL PAPER FOR VI SEMESTER

Cluster Elective Paper: VIII-B-1

PRINCIPLES OF AQUACULTURE

Time : 3 hrs

Max. Marks : 75

I. Answer any FIVE of the following :

5x5=25

Draw labeled diagrams wherever necessary

- 1.
- 2.
- 3.
- 4.
- 5.
- 6.
- 7.
- 8.

II. Answer any FIVE of the following :

5x10=50

Draw labeled diagrams wherever necessary

9.

OR

10.

OR

11.

OR

12.

OR

13.

OR

Y. Venkatesh
PRINCIPAL
Sri Vanth Degree & PG College,
ANANTAPURAMU.



Cluster Elective Paper: VIII-B-2
AQUACULTURE MANAGEMENT

Periods : 60

Max.Marks : 100

Unit – I

1.1 Breeding and Hatchery Management

- 1.1.1 Bundh Breeding and Induced breeding of carp by Hypophysation; and use of synthetic hormones
- 1.1.2 Types of fish hatcheries; Hatchery management of Indian major carps
- 1.1.3 Breeding and Hatchery management of *Penaeus monodon*/ *Litopenaeus vannamei*
- 1.1.4 Breeding and Hatchery management of giant freshwater prawn.

Unit – II

2.1 Water quality Management

- 2.1.1 Water quality and soil characteristics suitable for fish and shrimp culture
- 2.1.2 Identification of oxygen depletion problems and control mechanisms in culture ponds
- 2.1.3 Aeration: Principles of aeration and Emergency aeration
- 2.1.4 Liming materials, Organic manures and Inorganic fertilizers commonly used and their implications in fish ponds

Unit – III

3.1 Feed Management


- 3.1.1 Live Foods and their role in shrimp larval nutrition.
- 3.1.2 Supplementary feeds: Principal foods in artificial diets; Types of feeds; Feed additives and Preservatives; role of probiotics.
- 3.1.3 Feed formulation and manufacturing; Feed storage
- 3.1.4 Feeding strategies: Feeding devices, feeding schedules and ration size; Feed evaluation- feed conversion efficiencies and ratios

Unit – IV

4.1 Disease Management

- 4.1.1 Principles of disease diagnosis and health management;
- 4.1.2 Prophylaxis, Hygiene and Therapy of fish diseases
- 4.1.3 Specific and non-specific defense systems in fish; Fish immunization and vaccination
- 4.1.4 Etiology, Symptoms, prophylaxis and therapy of common fish diseases in fish ponds
- 4.1.5 Etiology, Symptoms, prophylaxis and therapy of common shrimp diseases in shrimp ponds


PRINCIPAL
Sri Vani Degree & PG College,
ANANTAPURAMU.



Unit – V

5.1 Economics and Marketing

- 5.1.1 Principles of aquaculture economics – Capital costs, variable costs, cost-benefit analysis
- 5.1.2 Fish marketing methods in India; Basic concepts in demand and price analysis

5.2 Fisheries Extension


- 5.1.3 Fisheries Training and Education in India; Role of extension in community development.

5.3 Fish Genetics

- 5.1.4 Genetic improvement of fish stocks – Hybridization of fish.
- 5.1.5 Gynogenesis, Androgenesis, Polyploidy, Transgenic fish, Cryopreservation of gametes, Production of monosex and sterile fishes and their significance in aquaculture.

REFERENCE BOOKS

1. Boyd CE. 1979. *Water Quality in Warm Water Fish Ponds*. Auburn University
2. Boyd, CE. 1982. *Water Quality Management for Pond Fish Culture*. Elsevier Sci. Publ. Co.
3. Chakraborty C & Sadhu AK. 2000. *Biology Hatchery and Culture Technology of Tiger Prawn and Giant Freshwater Prawn*. Daya Publ. House
4. Conroy CA and Herman RL. 1968. *Text book of Fish Diseases*. TFH (Great Britain) Ltd, England.
5. Halver J & Hardy RW. 2002. *Fish Nutrition*. Academic Press.
6. Ian C. 1984. *Marketing in Fisheries and Aquaculture*. Fishing News Books.
7. ICAR. 2006. *Handbook of Fisheries and Aquaculture*. ICAR.
8. Jhingran VG. 2007. *Fish and Fisheries of India*. Hindustan Publishing Corporation, India.
9. Jhingran VG & Pullin RSV. 1985. *Hatchery Manual for the Common, Chinese and Indian Major Carps*. ICLARM, Philippines.
10. Kumar D. 1996. *Aquaculture Extension Services Review: India*. FAO Fisheries Circular No. 906, Rome.
11. Lavens P & Sorgeloos P. 1996. *Manual on the Production and Use of Live Food for Aquaculture*. FAO Fisheries Tech. Paper 361, FAO.
12. MPEDA. 1993. *Handbook on Aqua Farming - Live Feed, Micro Algal Culture*. MPEDA Publication
13. New MB. 1987. *Feed and Feeding of Fish and Shrimp. A Manual on the Preparation and Preservation of Compound Feeds for Shrimp and Fish in Aquaculture*. FAO – ADCP/REP/87/26
14. Pandian TJ, Strüssmann CA & Marian MP. 2005. *Fish Genetics and Aquaculture Biotechnology*. Science Publ.
15. Pilley, TVR & Dill, WMA. 1979. *Advances in Aquaculture*. Fishing News Books, Ltd. England.
16. Pillay TVR & Kutty MN. 2005. *Aquaculture- Principles and Practices*. Blackwell.
17. Ray GL. 2006. *Extension, Communication and Management*. 6th Ed. Kalyani Publ. Delhi.
18. ReddyPVGK, AyyappanS, ThampyDM & Gopalakrishna 2005. *Text Book of Fish Genetics and Biotechnol.* ICAR
19. Reichenbach KH. 1965. *Fish Pathology*. TFH (Gt. Britain) Ltd, England.
20. Shang YC. 1990. *Aquaculture Economic Analysis - An Introduction*. World Aquaculture Society, USA.
21. Singh B. 2006. *Marine Biotechnology and Aquaculture Development*. Daya Publ. House
22. Stickney RR. 1979. *Principles of Warm water Aquaculture*. John-Wiley & sons Inc.
23. Swain P, Sahoo PK & Ayyappan S. 2005. *Fish and Shellfish Immunology: An Introduction*. Narendra Publ.
24. Thomas PC, Rath SC & Mohapatra KD. 2003. *Breeding and Seed Production of Finfish and Shellfish*. Daya Publ.



PRINCIPAL
Sri Vani Degree & PG College,
ANANTAPURAMU.

ZOOLOGY MODEL PAPER FOR VI SEMESTER

ZOOLOGY - PAPER - VIII

**Cluster Elective Paper: VIII-B-2
AQUACULTURE MANAGEMENT**

Time : 3 hrs



Max. Marks : 75

I. Answer any FIVE of the following :

5x5=25

Draw labeled diagrams wherever necessary

- 1.
- 2.
- 3.
- 4.
- 5.
- 6.
- 7.
- 8.

II. Answer any FIVE of the following :

5x10=50

Draw labeled diagrams wherever necessary

- 9.
- 10.
- 11.
- 12.
- 13.


OR

OR

OR

OR

OR


PRINCIPAL
Sri Vani Degree & PG College,
ANANTAPURAMU.



Cluster Elective Paper: VIII-B-3
POSTHARVEST TECHNOLOGY

Periods : 60

Max.Marks : 100

Unit – I

1.1 Handling and Principles of fish Preservation

1.1.1 Handling of fresh fish, storage and transport of fresh fish, post mortem changes (rigor mortis and spoilage), spoilage in marine fish and freshwater fish.

1.1.2 Principles of preservation– cleaning, lowering of temperature, rising of temperature, denudation, use of salt, use of fish preservatives, exposure to low radiation of gamma rays.

Unit – II

2.1 Methods of fish Preservation

2.1.1 Traditional methods - sun drying, salt curing, pickling and smoking.

2.1.2 Advanced methods – chilling or icing, refrigerated sea water, freezing, canning, Irradiation and Accelerated Freeze drying (AFD).

Unit – III

3.1 Processing and preservation of fish and fish by-products

3.1.1 Fish products – fish minced meat, fish meal, fish oil, fish liquid (ensilage), fish protein concentrate, fish chowder, fish cake, fish sauce, fish salads, fish powder, pet food from trash fish, fish manure.

3.1.2 Fish by-products – fish glue, ising glass, chitosan, pearl essence, shark fins, fish leather and fish maws.

3.2 Seaweed Products

3.2.1 Preparation of agar, algin and carrageen. Use of seaweeds as food for human consumption, in disease treatment and preparation of therapeutic drugs.

Unit – IV

4.1 Sanitation and Quality control

4.2.1 Sanitation in processing plants - Environmental hygiene and Personal hygiene in processing plants.

4.2.2 Quality Control of fish and fishery products – pre-processing control, control during processing and control after processing.

4.2 Regulatory affairs in industries

Unit – V

5.1 Quality Assurance, Management and Certification

5.1.1 Seafood Quality Assurance and Systems: Good Manufacturing Practices (GMPs); Good Laboratory Practices (GLPs); Standard Operating Procedures (SOPs); Concept of Hazard Analysis and Critical Control Points (HACCP) in seafood safety.


5.1.2 National and International standards – ISO 9000: 2000 Series of Quality Assurance System, *Codex Alimentarius*.

Y. V. Subrah
PRINCIPAL
Sri Vani Degree & PG College,
ANANTAPURAMU.



REFERENCE BOOKS

1. Balachandran KK. 2001. *Post-harvest Technology of Fish and Fish Products*. Daya Publ.
2. Bond, et al. 1971. *Fish Inspection and Quality Control*. Fishing News Books, England.
3. Clucas IJ. 1981. *Fish Handling, Preservation and Processing in the Tropics*. Parts I, II. FAO.
4. Gopakumar K. (Ed.). 2002. *Text Book of Fish Processing Technology*. ICAR.
5. Govindan, TK. 1985. *Fish Processing Technology*, Oxford-IBH.
6. Hall GM. (Ed). 1992. *Fish Processing Technology*. Blackie.
7. Huss HH, Jakobsen M & Liston J. 1991. *Quality Assurance in the Fish Industry*. Elsevier.
8. John DEV. 1985. *Food Safety and Toxicity*. CRC Press.
9. Krenzer R. 1971. *Fish Inspection and Quality Control*. Fishing News.
10. Larousse J & Brown BE. 1997. *Food Canning Technology*. Wiley VCH.
11. Nambudiri DD. 2006. *Technology of Fishery Products*. Fishing Chimes.
12. Regenssein JM & Regenssein CE. 1991. *Introduction to Fish Technology*. VanNostrand Reinhold.
13. Rudolf K. 1969. *Freezing and Irradiation of Fish*. Fishing News (Books).
14. Sen DP. 2005. *Advances in Fish Processing Technology*. Allied Publ.


PRINCIPAL
Sri Vani Degree & PG College,
ANANTAPURAMU.



ZOOLOGY MODEL PAPER FOR VI SEMESTER

Cluster Elective Paper: VIII-B-3

: POST HARVEST TECHNOLOGY

Time : 3 hrs

Max. Marks : 75

I. Answer any FIVE of the following :

5x5=25

Draw labeled diagrams wherever necessary

- 1.
- 2.
- 3.
- 4.
- 5.
- 6.
- 7.
- 8.

II. Answer any FIVE of the following :

5x10=50

Draw labeled diagrams wherever necessary

- 9.
- 10.
- 11.
- 12.
- 13.


OR

OR

OR


OR

OR


PRINCIPAL
Sri Vani Degree & PG College,
ANANTAPURAMU.

ZOOLOGY PRACTICAL SYLLABUS CLUSTER ELECTIVE PAPER: VIII B
VI SEMESTER

AQUACULTURE



PRACTICAL: I

Periods : 24

Max.Marks : 50

Cultivable fishes

1. Identification and study of important cultivable and edible fishes - Any ten
2. Identification and study of important cultivable and edible crustaceans - Any five
3. Identification and study of common aquarium fishes - Any five
4. General description and recording biometric data of a given fish.

Diseases

1. Identification and study of fish and shrimp diseases - Using specimens / pictures
2. External examination of the diseased fish - diagnostic features and procedure.
3. Autopsy of fish - Examination of the internal organs.
4. Determination of dosages of chemicals and drugs for treating common diseases.

Pond Management

1. Water Quality - Determination of temperature, pH, salinity in the pond water sample; Estimation of dissolved oxygen, free carbon dioxide, total alkalinity, total hardness, phosphates and nitrites.
2. Soil analysis - Determination of soil texture, pH, conductivity, available nitrogen, available phosphorus and organic carbon.
3. Identification and study of common zooplankton, aquatic insects and aquatic weeds - Each 5

PRACTICAL - II

Periods : 24

Max.Marks : 50

Nutrition

1. Identification and study of Live food organisms - Any five
2. Formulation and preparation of a balanced fish feed
3. Estimation of Proximate composition of aquaculture feeds - Proteins, carbohydrates, lipids, moisture, ash content.
4. Gut content analysis to study artificial and natural food intake.

Post harvest Technology

1. Evaluation of fish/ fishery products for organoleptic, chemical and microbial quality.
2. Preparation of dried, cured and fermented fish products, examination of salt, protein, moisture in dried / cured products, examination of spoilage of dried / cured fish products, marinades, pickles, sauce.
3. Preparation of isinglass, collagen and chitosan from shrimp and crab shell. ?
4. Developing flow charts and exercises in identification of hazards - preparation of hazard analysis worksheet, plan form and corrective action procedures in processing of fish.

Y. V. S. Reddy

PRACTICAL - III

PRINCIPAL
Sri Vani Degree & PG College,
ANANTAPURAMU.



Project Work

Visit to a fish breeding centre / fish farms and submit a project report
or

Visit to a feed manufacturing unit and submit a project report
or

Visit to a shrimp hatchery / shrimp farms and submit a project report
or

Visit to a shrimp processing unit and submit a project report

A handwritten signature in green ink, appearing to read "Y. Venkatesh", written over the printed name of the principal.

PRINCIPAL
Sri Vani Degree & PG College,
ANANTAPURAMU.